

Welcome to RnR Motuoapa

148 Parekawa Drive



We hope you enjoy your Rest n Relaxation

Check In: No Earlier than 4:00 pm
Check Out: No Later than 11:00 am
Unless by prior arrangement

The **whole** property is non-smoking.
Please respect this.



ACCESS CODES

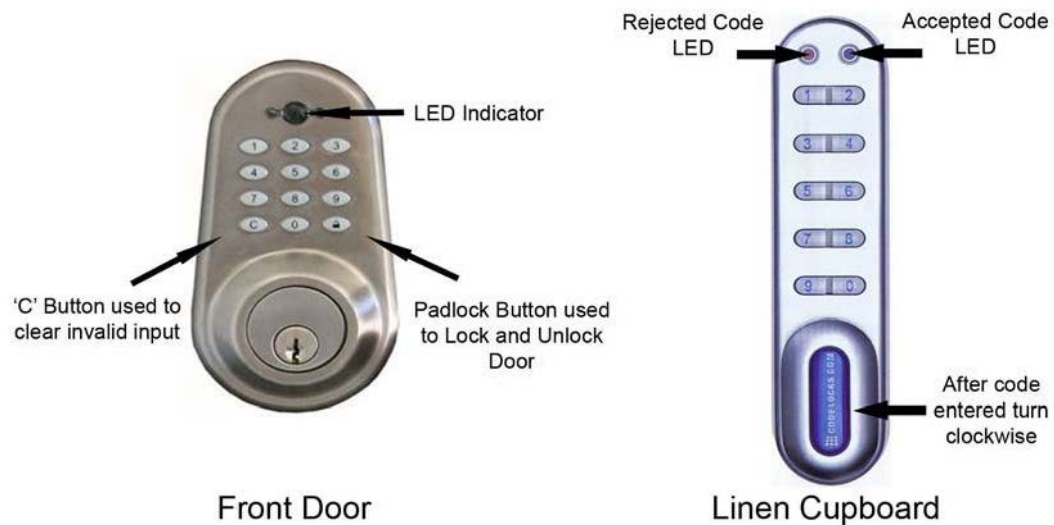
There are 2 electronic keypads one for the door and one for alarm.
There is also a secure Wi-Fi Broadband connection.

Your Network code for this period will be:

The bandwidth volume cap is not large so please limit the traffic to email & browsing. File Transfers and Peer 2 Peer file sharing will be systemically limited

The property is secured by an alarm system & CCTV. Cameras overview Garage Entrance and Front Door plus one inside focussed on internal garage door.

Door, Alarm & Wi-Fi codes will be changed after your stay



In Case of Fire evacuate the building and, if possible, dial 111

The Smoke Detectors are monitored by the Alarm Panel and will sound both the internal and external Sirens should they be triggered.

The detectors are positioned to minimise false alarms and to protect the Bedrooms. However in case of a false alarm you can reset the alarm by entering the last 4 digit of the door code provided to you into the Alarm panel by the Front door

General

The Fridge in the garage is for our use only

If during your stay you need assistance with anything in the house or on the property, please contact us
Richard on Mob 021 478034 or
Rosalie on 021 478031



Notes of Caution



Moisture damages the floating floor.

We have found that Chilly Bins and other colder items can produce condensation which penetrates the flooring. Please place these items in the Laundry or Garage. If you need to mop up a spill please follow instructions under Cleaning.

Hi-Gloss Kitchen Easily Scratched

Please do not clean finger marks off the Hi-Gloss Cabinetry in the kitchen. We will arrange for this to be cleaned.

Please take care getting and removing items as the Hi-Gloss can also chip

Kitchen Drawers are soft close

The kitchen drawers do not need to be pushed fully closed, They will self close from about 75mm. The Pantries on the other hand are not and need to be closed manually.

Steps in Hallway


Please make your guests aware that there are 2 steps as you walk down the hallway to the kitchen. It has been noted that sometimes the elderly, sight impaired or just plain eager don't always see them

Gas Supply

Gas is supplied by bottles if I could ask you to check the regulator every couple days, particularly if you are enjoying an extended stay. Details below

BBQ

There are 7 Burner Control Knobs on the front of the BBQ. The rightmost knob controls the WOK element. Please ensure that the Wok Element cover is in the raised position before igniting this burner. Failure to do so may be dangerous as the Gas Bottle sits below there and it will also damage the stainless steel of the BBQ




When the Hood is down please ensure that only two burners are in use. The Temperature gauge on the hood reads low

Main GAS Bottles

There are 2x45kg Gas Bottles outside under the window on the left hand side of the kitchen. They are controlled by an Automatic Changeover Regulator which means under normal circumstances there is nothing for you to do - **DO NOT TOUCH**. A check every couple of days particularly if you are staying more than the weekend will ensure that we can maintain the supply

Gas Regulator



The Bottle Indicator may be pointing in either direction. If the centre shows **red** please text your hosts on 021 - 478034 to advise. This can be seen from the lounge window nearest the kitchen

Under Bench Kitchen Tidy

The bin slides out from underneath the lid. The Lid does not lift.

Air Conditioning

The symbols on the Air Con Remote are quite small. The symbols on the right hand side selected by the Mode button are in order

Auto

Cool

Heat

Dry

Fan

Breakages

Please advise Richard of any breakages during your visit or on your departure so they can be replaced so that the next guest have a full compliment of glasses, cups plates etc. Normal wear and tear is expected and wont impact any potential Bond refund.

This ensures that we can replace items so that all guests get a full service

Cooking

There is a gas cook top with electric oven, microwave and Bbq

To operate the gas-top the stove needs to be turned on at the wall. The oven requires both the power on at the wall and the time set. This doesn't have to be an accurate time unless you want to start cooking a meal at a set time. It just has to be set.

There is a spice rack on the bench which you are free to use

The microwave is an 850 watt microwave.

There is a 7 burner Bbq in the courtyard. The 9kg gas cylinder is in the garage.
Please return it there at the end of your stay.

To fit: The 9kg cylinder sits in the right hand side cupboard of the Bbq.

Bedrooms

The House contains 4 bedrooms and 2 bathrooms. All beds have electric blankets

Bedroom 1 (Master) has a Queen size bed

Bedroom 2 has a Queen size bed

Bedroom 3 has a King size bed

Bedroom 4 has 2 King Singles, a single Bunk set and a Porta Cot.

- The King Singles can be joined together and are happy for you to join these together if you wish.
- We do request however that you return the room to its original configuration prior to departure.
- The high chair is in the wardrobe of this bedroom

Lounge has a Double fold out couch

Linen

Linen Hire

In the linen cupboard you have been allocated you will find enough Towels, facecloths and bathmats for your stay.

The Bed Linen is labelled as to its size.

Where you have combined the two singles in the front bedroom you will find that

- the Duck Egg blue sheets in the linen cupboard fit the combined bed,
- the under blanket is in the wardrobe of its bedroom, and
- the appropriate duvet is the one that matches the same colour as the single version of the beds and is in the master wardrobe in the corner.

There are also additional blankets above the cupboard also in the Master Wardrobe.

“Bring Your Own Linen” List

2 x Queen Sheet Sets (Master & Bedroom 2)
1 x King Sheet Set (Bedroom 3)
2 x King Single Sheet Sets or
Super King Sheet set if joined together (Singles Bedroom 4)
2 x Single Sheet Sets (Bunks Bedroom 4)
1 x Double Sheet Set (Fold Out Couch in Lounge)
2 Bathmats
3 Hand Towels
3 Tea Towels (Min)
Towels and Facecloths as required

Heating

There is a Heat pump in the Kitchen Dining room area. It can cool as well as heat. When heating and its cold outside, it can take approx. 5-10 minutes before it starts pumping out the heat. Be patient

We have found that the heat pump can cover the whole house if the doors are left open. Obviously if you aren't using the rooms then keeping the doors closed will reduce the heat requirement and speed up the pumps ability to bring the house up to temperature. Leaving it on overnight on "Econo" mode ensures that you wake up to a warm house

You should find this remote in the top left hand drawer of the back bench

There is a multi-fuel (Log/Coal) fire in the lounge and a supply of firewood in the garage. This fire has two vents controlled by levers,. One for the top and one near the bottom. These are open when they are pushed towards the centre of the fire.

Starting the fire does not normally require kindling. Using two of the firelighter's supplied, two split dry logs and both vents open the fire will roar into life. Once the fire has taken hold, closing the top vent will slow the burn sufficiently so the wood is not consumed too quickly, while not greatly reducing the heat output.

Do not empty ash into any plastic container. If you need to empty the ash there is a steel bucket in the shelving next to the firewood.

There is an Oil Heater in the end bedroom which is both thermostatic and timer based

There is a tabletop outdoor gas heater in the garage. Use the 12kg gas bottle with this. Return both to the garage after use or the end of your stay

Outdoor Furniture

There is an Outdoor Furniture set, which consists of 3 tables (1 large and two small) together with 10 chairs.

All the tables are stored in the courtyard. You are welcome to configure these as you see fit. The 2 smaller tables could be taken through the house to the other decks but we ask that if you move the large one that it is taken around the outside of the house. The table tops are made of tempered glass treat them accordingly. The outdoor chairs are currently stored in the dining area

In the lounge there are two outdoor bean bags for use in the lounge or on the deck. These are not to be used on the 'grass' or Courtyard
Please attempt to keep these dry and clean.

Entertainment

In The lounge there is a TV, Projector, DVD/CD player and Media Player. The TV is switched off at the wall. The Remotes are sitting on the Sub Woofer. There should be a remote for the TV, Sky, DVD Player, Media Player, Projector and Amplifier.

There is also a Multi-Game Console video, Optical and Power cables are beside the Sub Woofer.

The AV Media Guide included with your Welcome Pack provides instruction to get the best out of the Home Theatre. If you have any issues please don't hesitate to phone.

There is no screen, the projector displays against the wall between the two vertical windows. The projector is not classified as day light capable so using it during daylight hours is not particularly viewable.

There are number of puzzles and board games in the Master Bedroom Wardrobe

Cleaning

We use a cleaning service to clean the house after your stay too ensure that it is at the same standard for everyone. Note however that it doesn't cover things like, dishes, Pots, Pans Oven trays etc. and there is an expectation that the dishes will be washed and put away by the Guests prior to departure. Obviously, there can be spills and mishaps where immediate cleaning is required.

Kitchen

Please ensure that your dishes are done and put away prior to your departure

Please do not attempt to clean the hi-gloss surfaces in the kitchen.

Only use a soft cloth for cleaning the oven top

Dishwashing liquid and sponges can be found under the sink along with the Dishwashing Machine Powder.

The Dishwasher's quickest cycle that dries is the 'Gentle' setting.

BBQ

Please use a Steelo, from under the sink for cleaning of the BBQ.

Laundry

Washing Machine Powder is in the Tub drawer.

The quickest cycle is the 'Synthetics', '30°', 'Fast Wash'.

Bamboo Floor

The Bamboo floor can be damaged if cleaned using a fully wet mop. If cleaning up a spill, please use a Paper, Tea or Bath Towel to absorb as much of the fluid as quickly as possible. Then use the Micro Fibre mop from Laundry cupboard with a damp pad, to clean anything remaining. Pad is held on with velcro
damp = rinse in cold water, roll up from one end and squeeze to remove excess water

Car Cleaning

If you wish to clean your car, Please do this on the one of the grassed areas, preferably the secondary driveway on the eastern side of the property. This catches all the grit and dirt rather than clogging up the drains

General

There is a Hand brush/pan and Vacuum Cleaner in the Laundry cupboard

Refuse

There is an under bench kitchen tidy. Additional bags are in the third drawer on the left of the island bench. There are Two blue bins in the garage for the rubbish. They should be lined with Yellow rubbish bags. Should you fill them there are additional Yellow rubbish bags in the Laundry cupboard. At the end of your stay, if its is convenient please remove your rubbish alternatively, any remaining rubbish should be placed in the bins in the Garage

Rubbish and Recycling is collected on Tuesday. If your stay includes Tuesday, please put your rubbish out.
There are voucher stickers in the top drawer of the bench to the left of the stove for the big black rubbish bags.
Please put up to three “under bench bin” bags in one big black bag.

RECYCLING

We have provided three recycling bins (for Glass, Bottles, Plastics, Cans, Paper, and Cardboard) which are in the Garage.

End of Stay Check List

- Stove is turned off at the wall
- Remove all of **YOUR** food from the refrigerator, freezer and pantry
- Ensure you have washed all your dishes
- Leave the dishwasher slightly ajar
- Leave the Washing Machine door ajar
- Turn off washing machine at wall
- TV is switched off at the wall
- All lights are turned off
- Ensure Heated Towel Rails & Under-floor Tile Heaters are turned off in both Bathrooms
- If BBQ used – Clean, Cover & Return Gas bottle to garage
- If Tabletop Gas Heater used
 - Return both Heater and Gas Bottle to Garage
- Electric Blankets unplugged
- Oil Heater turned off and unplugged
- Heat pump turned off
- All windows closed
- Blinds and Curtains closed
- All Doors locked and checked
- Garage Door Closed
- Front Door closed and locked

We hope you have an enjoyable stay.

Richard and Rosalie

**Contact Phone Richard 021 478034
Rosalie 021 478031**

